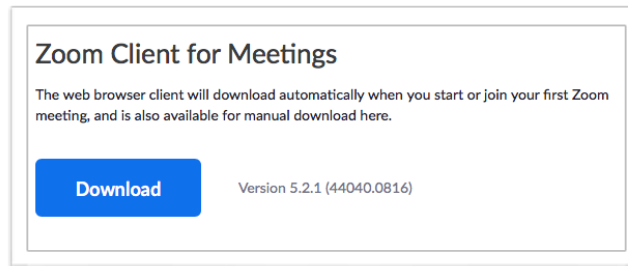


How to participate in YIXUE Online Events using ZOOM's interpretation feature

Step 1 Prerequisites for ZOOM Client App

If not already done, to participate download and install the ZOOM Client App either on your desktop or your mobile phone to participate: <https://zoom.us/download>



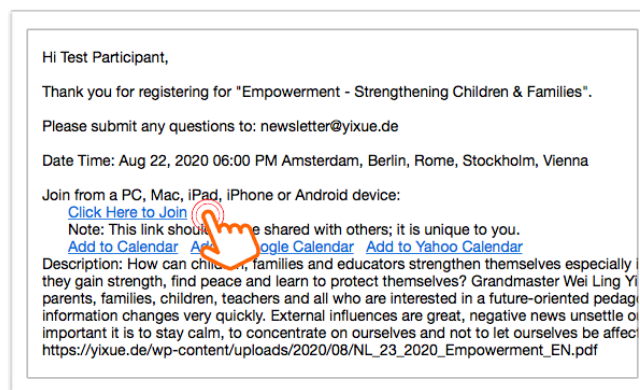
Step 2 Registration

Please register for the Online Lecture with the link you find in our newsletter or on our website: <https://yixue.de/en/yixue-online-events/>

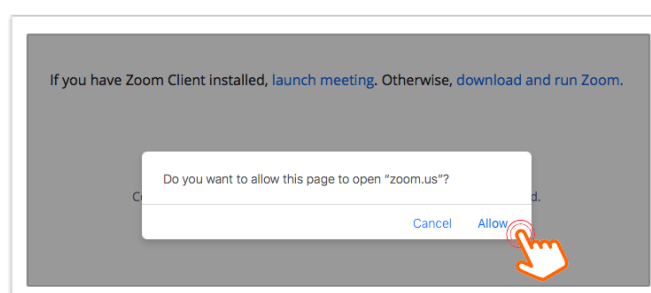
As usual, after your registration you will receive an email from ZOOM (no-reply@zoom.us) with the following link: [Click Here to Join](#) (If the email is not in your email inbox, please check your SPAM folder).

Step 3 How to join the Online Event on the day of the event

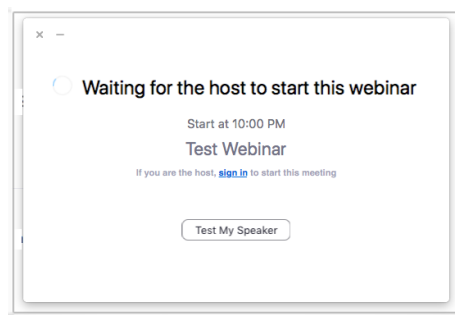
Please click the invitation link [Click Here to Join](#)



The following window will open. Please click 'Allow'

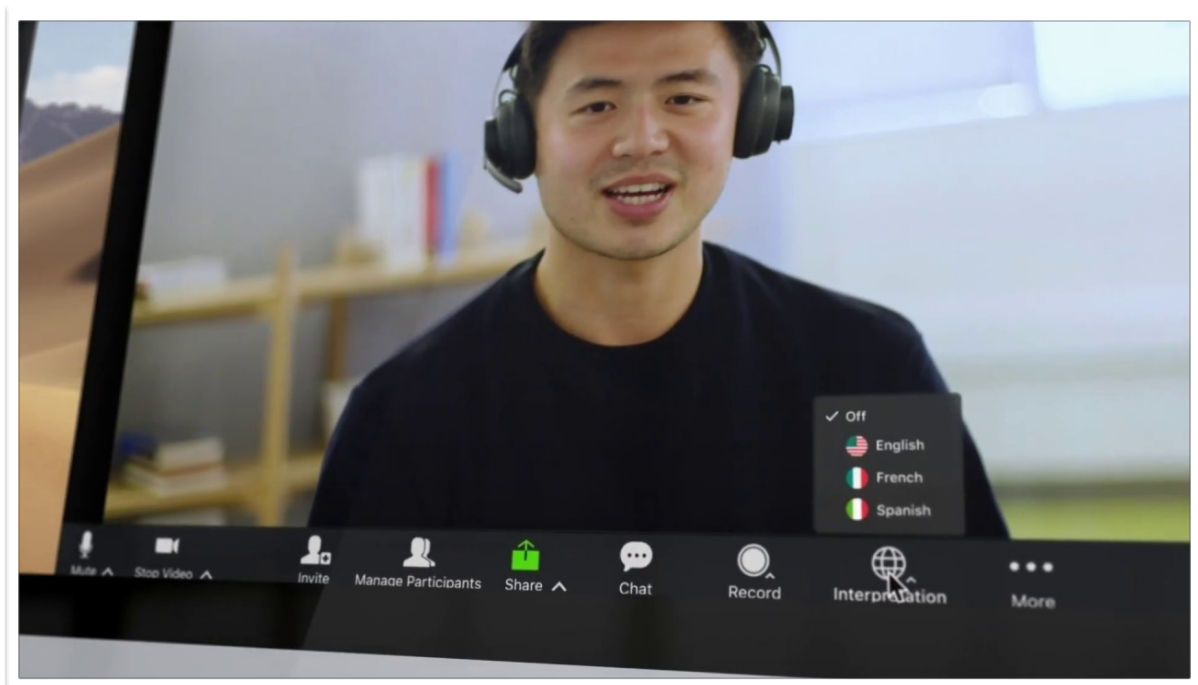


You will then automatically be forwarded to the 'ZOOM waiting room' (see image below). As soon as the HOST opens the lecture, you will be automatically added.



Step 4 How to choose the English Interpretation!

Entering the Online Event you will find a GLOBE symbol on the bottom bar of your ZOOM window. Click the globe and a dropdown menu will open up. Choose English to listen to the English interpretation. ENJOY :-)



Please note!!

1. Voice volume during the lecture:

- Because of the technique of ZOOMs interpretation system, the volume of Sifu Wei Ling Yi's voice will be reduced when choosing the English interpretation. The interpreters voice will be clearly audible.

2. Quality of interpretation:

- Our interpreters from German to English are not professionals, but speak English fluently and will do their best to offer you a good translation.

ZOOM support: <https://support.zoom.us/hc/en-us>

For further questions please contact: online@yixue.de